

**Now and Then**  
 Newsletter of the Shenandoah Valley Blacksmith Guild  
**October 2017**

Inside: <b>Club Information</b> <b>Meeting Notes</b> <b>General Notes</b> <b>Items of Interest</b>	<b>Editor's Note:</b> Fall has arrived and cooler weather has come with it. Take a moment to get out and enjoy it. Then get your behind back in your smithy and get back to hammering!! No more excuses. Changes are coming in 2018 for our guild, but I hope you see you at one of our quarterly meetings. SusanPlank.svbgeditor@gmail.com
----------------------------------------------------------------------------------------------------------------	------------------------------------------------------------------------------------------------------------------------------------------------------------------------------------------------------------------------------------------------------------------------------------------------------------------------------------------------

**Club Information**

**Shenandoah Valley Blacksmith's Guild Mission Statement:**

<b>* Preserve traditional blacksmith and metalworking skills through educational offerings to its members and the community at large.</b>
<b>* Serve as a clearinghouse for information, techniques, tools, and training programs for any individual interested in hot-worked metals.</b>
<b>* Facilitate educational opportunities and demonstrations for the general public, especially area children.</b>
<b>* Share practical skills experiences and techniques with beginner and experienced blacksmiths alike.</b>
<b>* Provide a forum for creative problem solving of metalworking issues as well as stimulate and inspire burgeoning smiths.</b>
<b>* Provide these services to all who share an interest in blacksmithing regardless of sex, race, age, religious beliefs, national origin, or level of blacksmithing knowledge or experience.</b>
<b>* Show and compare completed work or get suggestions on work in progress.</b>

**2017 SVBG Board of Directors**

President...Dewey Baker      contact preference through email: chevy38truck@gmail.com  
 or message him on Facebook by typing in Dewey Baker and messaging him;  
 if you must contact him by phone only call between 8 am & 8 pm at (540) 421-5510; He is  
 unable to be reached by phone on Monday evenings between 7 & 9 pm for Boy Scout Meetings  
 and the 1st and 2nd Tuesday evenings between 7 & 9 pm for Ruritan Meetings

Shop Master...Everette Burkholder    (540) 879-9260

Secretary/Treasurer...Karen Robertson      (434) 989-2206      email: ksrobertson7@gmail.com

Librarian...Daniel Burkholder      (540) 879-9260

Safety Officer...Matt Williams    (910) 465-0463      email: stonecrestforge@gmail.com

Web Master...Darrell Gilman    email: web.svbg.darrell@gmail.com

Photographer...Dirk Gold    email: dirkgold@gmail.com

Coal Manager...Ed Fleming    email: flemishfoke@hotmail.com

Facebook Administrators... Drew Alexander      email: magicdrew88@gmail.com  
                                          Dale Morse      email: vulkanschiemede@yahoo.com

Newsletter Editor...Susan Plank    (540) 896-1232      email: SusanPlank.svbgeditor@gmail.com

Guild Master - Virginia Institute of Blacksmithing, Dale Morse    (434) 960-9718  
                                          email: vulkanschiemede@yahoo.com

## Club Information - Continued

**More information on the Shenandoah Valley Blacksmith Guild can be found at these locations:**

The Shenandoah Valley Blacksmith Guild website can be located on the internet at

<http://svbg.squarespace.com>

and

On Facebook, like us at Shenandoah Valley Blacksmithing Guild

## 2017 Calendar of Events

## Have already happened:

January	12th Monthly Meeting - Dewey Baker demonstrated "Friederick Cross Key Fob"
February	9th Monthly Meeting - Bill Fox demonstrated "Candle Holder" 25th - Boone Pasture Party - Phil Heath with Tom Boone demonstrated "Folding Chair"
March	9th Monthly Meeting - Dave McKinnon demonstrated "Forge Weld" 31st - Greater Shenandoah Valley Knife Show
April	1st & 2nd - Greater Shenandoah Valley Knife Show 13th Monthly Meeting - Beginner and Mentor Night <ol style="list-style-type: none"> <li>1. Jim Oates mentored making ?</li> <li>2. Matt Williams mentored making hooks and a letter opener</li> </ol> 21st, 22nd & 23rd - Blacksmith Guild of the Potomac Spring Fling - <u>New location</u> was at the Fredrick County Fairgrounds located at 155 Fairgrounds Road Clear Brook, VA 22624. Two daytime demonstrators were - Kim Thomas and Williamsburg Gunsmith, Richard Sullivan; and an evening crucible melt demonstration was by Josh Fikentscher.
May	11th Monthly Meeting - Dirk Gold demonstrated "Trivet" 20th & 21st - Blacksmith Guild of Central Maryland 29th Annual Blacksmith Days had three demonstrators - Nathan Robertson, Jackpine Forge [tool making], Rob "Deker" Dekelbaum [Pattern Welded Steel and Bladesmithing], Jacob Selmer [Forging Sheet and Armor] held at the Carroll County Farm Museum located in Westminster, MD
June	8th Monthly Meeting - Jerry Veneziano demonstrated making a broom
July	13th Monthly Meeting - Ray Plank demonstrated "Farrier Rasp Snake"
August	10th Monthly Meeting - James Spurgeon demonstrated Rob Gunther Super Quench 14th through the 19th - Rockingham County Fair
September	14th Monthly Meeting - Beginner and Mentor Night <ol style="list-style-type: none"> <li>1. Matt Williams mentored making a hook</li> <li>2. Jim Oates mentored making a railroad spike knife</li> <li>3. Rich Little mentored making a leaf</li> </ol> 30th Mennonite Relief Sale at the Rockingham County Fair Grounds
October	1st Mennonite Relief Sale continued at the Rockingham County Fair Grounds 7th Dayton Days in Dayton, Virginia 7th SVBG Picnic - at Al McDorman's smithy; Tim Beachley demonstrated animal heads (dragon head, horse head and ram's head) and flower (iris) 12th Monthly Meeting - Meeting not held; had mini meeting at SVBG Picnic

## Still to look forward to:

November	9th Monthly Meeting - Karen Robertson demonstrates ?
December	9th Monthly Meeting - Lanny Campbell demonstrates menagerie of pipe uses

Alternate - Daniel Burkholder

**Now and Then**  
Newsletter of the Shenandoah Valley Blacksmith Guild  
**October 2017**

**Meeting Notes**

**February 9, 2017 SVBG Monthly Meeting in Pictures**  
pictures taken by Dirk Gold

During Dewey Baker's January 12, 2017 SVBG monthly meeting demonstration on the Friederick Cross, he provided the prepared metal and challenged guild members to make one. Dirk's pictures below show us that some SVBG members took the challenge, also included below are other meeting photos.



Wonderful  
refreshments!



SVBG members  
blacksmith projects



Rich Little's  
Cross



Keith Whipple's  
Cross



Frank Habay's  
Cross



Lori Wagner's  
bracelet



Bill Fox  
demonstrates  
a candle holder  
with  
John Grogg  
as his assistant



Bill Fox  
demonstrates  
with  
Lanny Campbell  
as his assistant

**Now and Then**  
Newsletter of the Shenandoah Valley Blacksmith Guild  
**October 2017**

**Meeting Notes - Continued**

**May 11, 2017 SVBG Monthly Meeting in Pictures**

these pictures taken by Dirk Gold



Yummy refreshments!



Bill Fox, Lanny Campbell, Dewey Baker and Paul Bisgaard before meeting




Blacksmith projects



Buster Lovegrove, Keith Whipple, Scott Grove, Chester Grove, Ryan Stoltzfus, Bill Fox, Lanny Campbell and Dewey Baker during meeting



Chuck May tells about his coat rack



Ray Plank tells about his dinner triangle

these pictures taken by Ray Plank



Dirk Gold demonstrates making a trivet with Lanny Campbell as his assistant



Dirk Gold continues his trivet demonstration



## Meeting Notes - Continued

## August 2017 SVBG Monthly Meeting

Telephone  
540-879-9260



795 Mason St.  
Dayton, VA 22821

TO: THE SVBG

July 22, 2017

We Burkholders would like to take this opportunity to express our appreciation to you, members and guests of the Shenandoah Valley Blacksmith Guild, for the long years of togetherness we have enjoyed with you. Many very precious friendships have been forged, and we will always be indebted to you for them. We hope they will remain long into the future. You have truly been very kind to us, and respectful in so many ways of our faith and beliefs. Words fail us to fully convey our thanks for all of that.

There does, however, come a time when for various reasons changes become necessary, and after hosting your meetings for some twelve or more years, we feel the time is here for us to encourage you to look for another location for them. This request comes from tender hearts, not from any ill feelings towards any of you, or as the result of any misconduct on the part of anyone, and we hope you can accept our decision with the same kindness and forbearance towards us that we have for you.

We feel we have been your hosts for a reasonable length of time, and do not believe it is out of place for you to begin seeking an alternate location to hold the meetings. All of us know this change cannot be made quickly, and neither must it be, for our request is not urgent. We are willing to host the guild throughout the remainder of 2017, and as far into 2018 as is reasonably necessary for you to find and settle into other quarters.

If and when we do at last part ways, we wish you continued growth and unity, and that your memories of meeting here in our shop will be pleasant ones. This parting will be very painful to us and truly we will miss you. We warmly invite anyone to stop by as you have opportunity for a visit.

Thanks,

Everette, Daniel & Eva Burkholder

-----Karen Robertson, sent a copy of this letter to everyone on our email list after our August 2017 SVBG monthly meeting. As stated in her email, the SVBG will continue to meet at the Burkholder Buggy Shop through December 2017. Then on January 11, 2018, we will meet at Lanny's shop. [Directions to Lanny's shop are on page 8] Going forward in 2018, we will rotate between member's shops, and meet quarterly, so fewer demonstrators and locations are needed for the year. Please feel free to contact Karen or one of the other officers if you have specific questions. Contact information may be found on page 1 of this newsletter.

-----From Susan Plank - I would like to take a moment to personally say "THANK YOU" to the Burkholder Family for all they have done to make our Shenandoah Valley Blacksmith Guild Meetings special! The effort they put in over the years - stopping their business early, cleaning up the shop, setting up and breaking down for each of our monthly meetings; not to mention making wonderful treats - was a blessing to us. "THANK YOU" again for it all!

**Now and Then**  
Newsletter of the Shenandoah Valley Blacksmith Guild  
**October 2017**

**Meeting Notes - Continued**

**September 9, 2017**  
**SVBG Monthly Meeting in Pictures**  
pictures and article by Susan Plank



Dewey Baker, Lanny Campbell  
and Matt Williams



Tom Coker, Bryan Andes, Jacob  
Andes, Ray Plank, Corinne Welsh,  
Marshall Liskey, Cole Liskey



Bram Welsh, Kaleb May  
and Chuck May



Mark Thomas, Craftsman to the  
Past, "Art and Craft" article  
by Guy Montfort in  
*Muzzleloader*  
September/October 2017



More of Mark's work



Even more of  
Mark's diverse talents

Our September SVBG monthly meeting was beginner and mentor night. Thanks to our mentors, Rich Little (mentoring making a leaf), Jim Oates (mentoring making a railroad spike knife) and Matt Williams (mentoring making a hook). There were lots of new faces at this meeting and they enjoyed having the chance to hammer. Thanks to the Burkholders for hosting us and for the wonderful donuts! Thanks also go out to Tom and Bev Coker for hauling down their extra blacksmithing treasures that they shared with us. That made smiles on the faces of those not hammering. Also, I would like to tell one of our SVBG members, Mark Thomas, Craftsman to the Past, "Well done." Mark's work was showcased this year in two magazines, the *Frontiersman* February 2017 issue and in the *Muzzleloader* September/October 2017 issue.

**Now and Then**  
Newsletter of the Shenandoah Valley Blacksmith Guild  
**October 2017**

**Meeting Notes - Continued**

**October 7, 2017**  
**SVBG Picnic and Monthly Meeting in Pictures**

pictures by Jim Oates



Matt Williams, SVBG Safety Officer, getting his daughter, Lana, ready for the demonstration. This shows us all that you are never too young to be safe!



Nice shot of the ram's head in progress



Wonderful items in the Iron-in-the-Hat. Karen, Lisa, Keith, Lanny, James, Ray, Chuck, bit of Sam, Karla, Larry, Ian, Susan and a bit of Bob

pictures and article by Susan Plank



Tim Beachley demonstrates the ram's head



Shelvin Arey, Chuck May and Al McDorman



Tim's morning work. Great job and Thanks!



Tim Beachley demonstrates the iris while Jim Oates waits to crank the forge

Tim Beachley, Beachley's Forge, did a great job on his demonstration. Thanks Tim! There were thirty SVBG members and families in attendance at our picnic at Al McDorman's smithy. Except for the wind, we could not have asked for better weather. Thanks to all who helped trap everything that tried to escape! Your Iron-in-the-Hat donations were wonderful and brought in \$225.00 and the auction items brought in over \$300.00. Thanks to everyone for your generous donations to both the Iron-in-the-Hat and the auction. With all of the food available throughout the day (donuts, hotdogs and pot luck lunch), I don't think anyone went away hungry. Many thanks go out to those who worked lots of hours preparing to make this day a great success!



**Now and Then**  
Newsletter of the Shenandoah Valley Blacksmith Guild  
**October 2017**

<b>General Notes</b>
----------------------

**January 11, 2018**  
**Our first SVBG Quarterly Meeting location with directions**

Our first quarterly meeting will be held on January 11, 2018 starting at 6:30 pm or 7:00 pm in Lanny Campbell's Home Shop located at 8000 Ivy Street in Waynesboro, VA 22980. Karen Robertson will announce the time at the December SVBG meeting and she will send a follow up email closer to the meeting.

Directions from Harrisonburg:

Take I-81 South toward Staunton

Take the VA-275/Woodrow Wilson parkway Exit #225 towards Staunton

Turn slight left to take VA-275 Ramp toward Rt 254

Turn left onto VA-275, RT 275 becomes VA 254 and then Hermitage Road, go 8.5 miles

Hermitage Road becomes Ivy Street at Waynesboro City Limits sign

First drive way on right after city limits sign, share the road sign and speed limit sign

Directions from Waynesboro:

Hopeman Parkway


Turn onto Ivy Street at Kate Collins School Stop Light

Go 1 mile

White Farm House on left

If lost call (540) 476-2388

Lanny's cell for directions



---

**2018 Shenandoah Valley *Now and Then* Newsletters**  
**will be changed to twice a year**

Another change for our Shenandoah Valley Blacksmith Guild will be that our *Now and Then* Newsletters will no longer be quarterly. The *Now and Then* Newsletter will come out only twice in 2018. I plan to create them in April and October. Thank you to these SVBG members who, this year, took the time to create and give me blacksmithing articles - Dewey Baker; E. Daniel Burkholder, Jr.; Lanny Campbell; Bev Coker; Dirk Gold; Al McDorman; Ray Plank; and Ed Thomas. Also this year, thank you to these SVBG members who took and gave me pictures - Drew Alexander, Dirk Gold, Jim Oates and Ray Plank. Next year, I would still like to have any articles and photos that any of you will share with me to place in our SVBG *Now and Then* Newsletter. I will need that information by the end of February and by the end of August respectively. You may still send any newsletter information to me at [SusanPlank.svbgeditor@gmail.com](mailto:SusanPlank.svbgeditor@gmail.com)

---



**General Notes - Continued****Treble Clef [Bass Clef, Musical Note] and Scrolled Heart**

smithing directions by Ray Plank and pictures by Susan Plank on October 22, 2017

pages 9 through 12

Election season is upon us again, and we are faced with the burning question of "What do we do with all the election signs when it's over?" The ones shaped like a huge staple that the plastic signs slip over work very nicely for some small trinkets like a treble clef and scrolled heart.

**Treble Clef -**

Taper the end of the wire down to a point.



Then scroll it up about 1½ turns with your scrolling pliers.



Once the main scroll is finished and flat, heat the wire about 1½" above it and while holding it there with the scrolling pliers bend it to the left and back behind the big scroll.



Cut off the the wire about ½" below main scroll.



Safety reminder: Pick up the HOT cut off piece with your tongs!



## General Notes - Continued

## Treble Clef directions - Continued

Taper it to a point and scroll it into a hook to the left.



Make sure it is flat.



Wire brush and brass brush the Treble Clef. Then apply beeswax.



These can be made in several sizes, from 3" for a necklace to 5" or 6" for a wall hanging.



Musical variations: Bass clef and musical note





**General Notes - Continued****Scrolled Heart directions**

smithing directions by Ray Plank and pictures by Susan Plank on October 22, 2017

**Scrolled Heart -**

Taper the end of the wire down to a point.




Scroll it around about 1½ turns.



Then after a short straight section, bend it at a 90° angle.



Make sure it is straight and flat. Then cut off [using hardy cutter or bolt cutter].



**General Notes - Continued**

**Scrolled Heart directions - Continued**

Taper it to a point.



Scroll it towards the first scroll until the top touches it. Make sure it is flat.



Apply bees wax. These make a very nice necklace, especially on leather lacing.



The smallest I can get is a 2" x 1½", but they can be made larger.



## General Notes - Continued

**ABANA Conference within driving distance next June; make plans now!**

information from Lanny Campbell and Susan Plank

Lanny Campbell brought these ABANA pages to our SVBG September monthly meeting. On page 15, you will find a bit more information that I was told by our local library and the ABANA office.

ABANA Central Office  
259 Muddy Fork Road  
Jonesborough, TN 37659  
Ph: 423-913-1022, Fx: 423-913-1023  
centraloffice@abana.org

PERIODICALS POSTAGE PAID

**ABANA**  
Artist-Blacksmith's  
Association of North America, Inc.

Check your ABANA membership expiration on the mailing label. If your date is September 30 it is urgent that you renew now to continue your ABANA membership. You can also renew early by visiting [www.abana.org/renew](http://www.abana.org/renew).

## ABANA Conference June 27-30, 2018

**Vacation Spots  
Close To  
Meadow Event  
Park**

BUSCH GARDENS THEME PARK - 58 MILES  
CHARLOTTESVILLE, VA - 55 MILES  
COLONIAL WILLIAMSBURG, VA - 58 MILES  
FREDERICKSBURG, VA 31 MILES  
FRONT ROYAL, VA - 85 MILES  
LURAY, VA - 78 MILES  
VIRGINIA BEACH, VA - 125 MILES  
ROANOKE, VA - 138 MILES  
WASHINGTON DC - 75 MILES  
THINK (4TH OF JULY FIREWORKS)

- ✓ Book your hotel rooms NOW!  
hotels listed on back...
- ✓ Register for your camping spaces  
NOW! fill out form on the back...
- ✓ Visit the website for updates

**Learning from the Past  
ABANA Conference  
June 27-30, 2018  
Richmond, VA  
Forging to the Future**

1973 ABANA 2018 ABANA

**WWW.ABANA.ORG**

## General Notes - Continued

**ABANA Conference within driving distance next June; make plans now! - Continued**

**Please return to: The Meadow Event Park, PO Box 130, Doswell, VA 23047**



**RV/Tent Reservation Form**

**PO Box 130 • Doswell, VA 23047**

**Fax: 804-994-2927 • Phone: 804-994-2800 • pdaneker@meadoweventpark.com**

- No reservations accepted without prepayment. Spaces are 25'W x 64' L
- No phone reservations; accepted only by mail, email or fax. Checks payable to: Commonwealth Fairs & Events, Inc.. No refunds will be issued by Commonwealth Fairs & Events, Inc.
- Forms without payment will not be accepted. \$50 charge for NSF checks.
- Decal will be provided upon entry. (Check in with Event Services Manager).
- Limited sites with individual sewer service available (will be assigned on a first come first served basis). Dump station available in camping areas
- Camping areas are located on grass with gravel roads that provide access to spaces.

**Name:** \_\_\_\_\_ **Email:** \_\_\_\_\_

**Address:** \_\_\_\_\_ **Phone:** \_\_\_\_\_

**City, State, ZIP:** \_\_\_\_\_ **Cell Phone:** \_\_\_\_\_

**Type of Vehicle - License# State:** \_\_\_\_\_

**Event you are participating in:** \_\_\_\_\_

**o Hook up Spaces (water, 30 & 50 amps) Limited Sewer:**

**Requested 30 amp** \_\_\_\_\_ **50 amp** \_\_\_\_\_ **Tent** \_\_\_\_\_

**# of nights** \_\_\_\_\_ **Check in date** \_\_\_\_\_ **Check out date** \_\_\_\_\_

**Total: # of nights x \$30 for RV or x \$20 for tent plus 5.3% tax \$** \_\_\_\_\_

**Person to contact in case of emergency:** \_\_\_\_\_

**If payment is by Credit Card, complete the following below: MC VISA DISCOVER**

**Account #** \_\_\_\_\_ - \_\_\_\_\_ - \_\_\_\_\_ - \_\_\_\_\_

**Verification Code:** \_\_\_\_\_ **Expiration:** \_\_\_\_\_ - \_\_\_\_\_

**Name as it appears on card:** \_\_\_\_\_ **Billing Zip** \_\_\_\_\_

**Check #** \_\_\_\_\_ **Amount:** \_\_\_\_\_ **Signature:** \_\_\_\_\_

**Office Use Only: Amount Received** \_\_\_\_\_

**Please return to: The Meadow Event Park, PO Box 130, Doswell, VA 23047**

**Now and Then**  
Newsletter of the Shenandoah Valley Blacksmith Guild  
**October 2017**

**General Notes - Continued**

**ABANA Conference within driving distance next June; make plans now! - Continued**

If you don't have a computer at home, our local library is a great resource for all kinds of information! Paul very nicely looked up the demonstrator list for the ABANA Conference, "Learning from the Past, Forging to the Future 1973-2018," during June 27 - 30, 2018 in Richmond, Virginia. What he couldn't find, JoAnne at the ABANA office helped me with. Thanks to both of them, here is that information .

ABANA Conference Demonstrators -

Patrick J. Quinn, Michael Dillon, Chris Shea, Andrew Kyte, Seth Gould, and John Medwedeff

ABANA Teaching Tent Demonstrators - there will be an adult teaching tent and one children teaching tent

Mark Aspery, Gerald Franklin, Darryl Nelson, John McLellan and Gerald Boggs

During the ABANA conference there will be an Iron-in-the-Hat.

If you are a vendor or plan to tailgate they will ask for a donation to the Iron-in-the-Hat.

I believe that there will be a few larger items that they will sell raffle type tickets for.

I was told that the camp sites are nice and that there are showers available.

If you don't plan to camp, I was told that you will want to book your room at a motel in Ashland, VA which is 6 miles away. The rooms are apparently cheaper there than in Doswell, VA where the event will be held.

Register early and save!

Register through December 31, 2017 and save \$30.00 on your registration:

ABANA member conference registration cost \$225.00

ABANA member conference spouse registration cost \$75.00

ABANA member conference children 13 -17 registration cost \$35.00

Non ABANA member conference registration cost \$285.00

Non ABANA member cost for spouse and children 13 - 17 you will have to find those out for yourself

Register starting January 1, 2018 the cost for your registration will be:

ABANA member conference registration cost \$255.00

ABANA member conference spouse registration cost \$105.00

ABANA member conference children 13 -17 registration cost \$35.00

Non ABANA member conference registration cost \$315.00

Non ABANA member cost for spouse and children 13 - 17 you will have to find those out for yourself

Day passes will be available and will cost \$100.00 [I am unsure if this is the ABANA member price or everyone's price]

Kings Dominion will be offering a special discount on tickets to ABANA conference attendees.

Kings Dominion is located 1 mile away from the event.

You can become an ABANA member by going online at [WWW.ABANA.ORG](http://WWW.ABANA.ORG) or by calling (423) 913-1022

When you first join there is a \$5.00 fee and the cost of a yearly membership is \$50.00.

I think this includes a subscription to both of their magazines.

NOTE: Any incorrect information is my fault, Susan Plank, and not the fault of ABANA. Please verify any information I have listed here before registering for the conference.



**Items of Interest**

**Blacksmith classes:**

1. Our SVBG Guild Master, **Dale Morse**, at *Virginia Institute of Blacksmithing* located at 200 West 12th Street in Waynesboro, Virginia 22980 has various classes. This is a tentative schedule for 2017. The schedule is subject to change. For any questions regarding classes, call (434) 960-9718 or email him through [info@vablacksmithing.org](mailto:info@vablacksmithing.org)



**November -**

4-5 BSMITH 103: Certification Course  
11-12 Beginning Blacksmithing: Wall Mounted Pot Rack  
18-19 Beginning Blacksmithing: Build a Hatchet

**December -**

2-3 BSMITH 104: Certification Course  
9-10 New Beginning Blacksmithing: Craft Show Items - increase the items you offer in your Etsy shop or craft show booth  
16-17 Beginning Blacksmithing: Holiday Ornaments  
30-31 Beginning Blacksmithing: Build a Spear



**Beachley Forge Hammer In  
Saturday, November 11, 2017**

If you missed seeing Tim Beachley's demonstration down here on October 7, 2017 at our SVBG picnic, you have another chance to catch him in action this year. Beachley Forge Hammer In will be held on Saturday, November 11, 2017 from 9:00 am to 5:00 pm at 4432A Prices Distillery Road in Ijamsville, Maryland 21754. It is about a 2½ to 3 hour drive from here. There will be an Iron-in-the-Hat, so take a donation. I know Tim told me, but I can't remember if it is bring your own lunch or if it is a pot luck lunch. Any questions, Tim can be reached by email at [tbmetalart@yahoo.com](mailto:tbmetalart@yahoo.com)





<b>Items of Interest - Continued</b>
--------------------------------------

**Recipes from Susan Plank that some of ya'll asked for at our SVBG picnic -**

Settler's Beans                      [BGCM member David Tyner's grandmother's recipe given to Susan Plank 5/2014]

1/2 pound bacon cooked and diced - reserve some of the bacon fat to cook the ground beef and onion in  
1/2 pound ground beef 85% or higher cooked (we prefer 1 pound of 93% ground beef)  
1 large onion diced and cooked with beef  
2 cans butter beans dumped and rinsed  
1 can kidney beans dumped and rinsed  
1 can pork and beans dumped and partly rinsed (I like the extra juice, so I don't dump or rinse this can)  
1/3 cup dark brown sugar  
1/2 cup white sugar  
14 cup ketchup  
2 T molasses  
1/2 t dry mustard

Cook bacon; cool and dice. Pour out most of bacon fat. Cook beef in bacon grease with diced onion. Put other ingredients in crock pot, then add cooked bacon, beef and onions. Simmer for 4 to 6 hours. (I have found that I can cook the bacon, beef and onion a few days early and freeze. The night before I mix all of the ingredients together and store in a sealed container in the fridge. In the morning I put the mixture in crock pot.)

---

Raina's seven layer dip                      [SVBG member, Raina Kremer, gave this recipe to Susan Plank 6/2011]

1 pound 93% hamburger  
1 pack Taco seasoning mix  
1 large can refried beans  
16 ounces of sour cream  
1 bottle Taco Sauce - medium (we prefer hot cayenne Salsa instead of Taco Sauce)  
16 oz Tex-Mex shredded cheese  
1 large diced tomato  
3 - 4 diced green onions  
1 bag Tostitos chips

Cook the hamburger; add 1/4 cup water and taco seasoning and let simmer until somewhat thick. While the hamburger and taco seasoning is simmering, spread the refried beans in a 9" x 11" pan. Layer the seasoned hamburger on top of the refried beans. Smooth sour cream over the meat. Dribble the Taco Sauce or Salsa over the sour cream. Hand sprinkle cheese over the sour cream. Drop tomatoes on top of the cheese. Drop green onions on top of tomatoes. Cover this and put in the fridge. Raina's Seven Layer Dip can be made a day ahead. Serve cold with Tostitos chips.

**Now and Then**  
Newsletter of the Shenandoah Valley Blacksmith Guild  
**October 2017**

**Items of Interest - Continued**

**Shenandoah Valley Blacksmith Guild members at large -**

These blacksmithing opportunities taken by our SVBG members carry out one of our Shenandoah Valley Blacksmith's Guild Mission Statements - Facilitate educational opportunities and demonstrations for the general public, especially area children. Well done SVBG members!

From Monday through Saturday, August 14 through 19, 2017, quite a few SVBG members were spotted at the Rockingham County Fair. **Dewey Baker, Meta Baker, Ray Plank, Susan Plank, Shelvin Arey, Lance Arey** and **Ed Latham** demonstrated blacksmithing and on one day **Sandy Black** demonstrated apple cider making. Quite a few members stopped by to say hello, **Paul Bisgaard; Larry Martin; Chris, Karle, Daniel, Samantha, Molly, and Phoebe Mills; and Tom, Brittany and Willow Harris.** [pictures by Susan Plank]



Dewey Baker and  
Paul Bisgaard



Ed Latham, Dewey Baker  
and Meta Baker



Lance Arey, Ray Plank  
and Shelvin Arey



Sandy Black

Thursday, Friday and Saturday, August 31 through September 1, 2017, **Ray** and **Susan Plank** had a blacksmith set up at the Shenandoah County Fair. **Merle Armentrout** was able to hammer on Friday. **Lance Arey** and **Shelvin Arey** hammered all day on Saturday. Ray and Susan's friend, Jim Piper, came on Saturday and cranked the blower quite a while for the guys. **Sam Clark** hammered when he was available. [picture by Susan Plank]



Saturday, September 23, 2017, two of our SVBG members, **Buster Lovegrove** and **Jim Oates**, could be found demonstrating at the Churchville Fall Festival. They gave away initialed miniature horseshoes, horseshoe nail hearts and horseshoe nail spoons. [information and picture by Jim Oates]

---

**Items of Interest - Continued**

---

**Shenandoah Valley Blacksmith Guild members at large - Continued**

**Larry Martin** and **Ray Plank** donated items for the September 29, 30 and October 1, 2017 Virginia Mennonite Relief Sale. Larry's three railroad spike hooks coat rack was auctioned off for a grand total of \$425.00! The Virginia Mennonite Relief Sale told us again this year how much they appreciate all of the SVBG support. [pic by Susan]



October 7th and 8th members of the Shenandoah Valley Blacksmith Guild, **Tom** and **Bev Coker**, joined members of the BGOP in a weekend demonstration at the Luray Virginia Heritage Festival. This was Tom and Bev's 19th year doing this festival with lead blacksmith Fay LeCompte. **Phil Travis** [another SVBG member] joined them on Sunday, October 8th. There were approximately nine blacksmiths who participated in this event. Five of the smiths set up display tables to show and sell items they had made. Bev had her hammers and items made from silverware. It was a good weekend for her, she made lots of money and was happy. Approximately 1,500 folks were in attendance on Saturday and because of the light rain in the morning the crowds were a little smaller on Sunday. Bev did take pictures but since she got a new phone all her pictures were not backed up and they are gone forever. [article by Bev, no pictures available]

Saturday, October 23, 2017, **Ray** and **Susan Plank** demonstrated in New Market for the New Market Heritage Festival. At this demonstration, we again realized how small Virginia is. Suzy, a Colonial Williamsburg living history personage, was visiting our area with her family. How fun to find out that one of our onlookers knows Shel Browder and is even learning Gaelic from him. [no pictures available]

---

**Ray and Susan Plank's latest Barn Update**  
picture by Ray Plank and article by Susan Plank

---



Ray and I were very excited on October 13, 2017 to see the barn posts in and the top boards attached. The builder is having to fit us in between other jobs, but he feels he will have it under roof before the end of the year. (The barn may not have walls until next Spring, but having equipment under roof will be very nice.) Thanks again to all for your support!

